



Family Guide


Being Involved in Your Child's
Care & Education



You can participate in our program in many ways. This guide is to let you know about some of the ways. Each families' involvement will be unique. Remember, you are the first and foremost educator of your child. To whatever extent you can be involved, your child and our school will benefit. Welcome!




From Home



- Appreciate the work your child brings home. Ask them about it. Post it.
- Read newsletters and information
- Read with your child daily
- Limit T.V. & Set appropriate bed times.
- Model practical reading & writing & math
- Talk a few minutes each day about anything your child wants to talk about.



From Home - cont'd




- **Ask open-ended questions** (questions without yes or no answers, Example: Instead of, "Did you have a good day?" Say, "What did you enjoy most at school?")
- **Be a good listener - lovingly listen.**
- **Do take home activities with your child**
- **Save things we could use in class** (jars, buttons, male, female & cultural dress-up clothes, art project materials, good condition books & toys, artifacts from your culture)



In the Classroom



- Visit anytime. Visit many times. Be a VIP (Very Involved Parent)!
- Support special events (field trips, guests, projects, testing)
- "Family Share" - something of your heritage, culture, hobby or interests
- Help during centers, have lunch, read a story to a small group or one child



Thank You for Visiting Our Classrooms




When To Wash Hands

- *Upon Arrival*
- Before serving food
- After personal contact with children: toileting, noses, first aid, medicines
- After contact with messy play, infectious materials or bodily fluids
- After outdoor play

How to Wash Hands

- Use liquid soap
- Wash hands with warm water for at least 20 secs
- Dry hands with a paper towel
- Use a paper towel to turn off water faucet



Thank You for Visiting Our Classrooms



Interacting with Children

- Talk with all children in a friendly, positive and courteous manner
- Speak with children at their level by bending, sitting or kneeling
- Defer/refer problematic situations to the teachers

Confidentiality

- Keep information about children, families and staff confidential

Emergency Procedures

- Practice the fire drill or other type of evacuation drill with the children. Follow the teachers lead.



Thank You for Visiting Our Classrooms



Universal Precautions

- If a child is bleeding or vomiting, let the teachers know immediately and call the office.
- The teachers are trained in preventing transmission of blood-borne pathogens
- Keep the other children away from the problem


Universal Precautions - cont'd

- Put on gloves before assisting any child that is bleeding or vomiting or soiled
- Put all waste in a plastic bag. Tie bag shut. Place 1st bag in 2nd bag and seal
- Place soiled clothes in a bag and double bag it also.
- Remove gloves by peeling them off inside out and discarding
- Wash hands following the Hand washing procedures




With the Teacher

- Feel free to contact us as needed
- When contacted by us:
Listen and Ask Questions
- Attend Parent/Teacher Conferences
- Attend Education Workshops
- Attend Meetings & Special Events



Support the total school

- Join the Parent Association
- Serve on committees as needed
- Provide routine feedback & surveys
- "Together, help us make the Best, Better!"



Count Me In!!

As you can see, there are many ways you can be involved. Please let us know how & when you would like to support your child. We need you today!

